



**COPYWORLD**  
*Your World Of Digital Technology*

**2010**

# Copyworld Walky 100

**14th August 2010**

**Round 3**

**2010 AutoSport South Australian Rally Championship**

# RESULTS




Photo courtesy of Phil Williams Media & Marketing

**First Outright - Gary Brown & Mike Dale**

Promoted and Organised by the  
Walkerville All Cars Club Inc

*Results become FINAL on 20th August 2010 at 23:00.  
Reissued as Results Book on 17th August 2010 at 23:00  
Issued as Provisional - 14th August 2010 at 21:55.*



# The 2010 COPYWORLD Walky 100 is Proudly Sponsored by:

Major Sponsor:

**COPYWORLD**



# COPYWORLD

Your World Of Digital Technology

Stage sponsors:

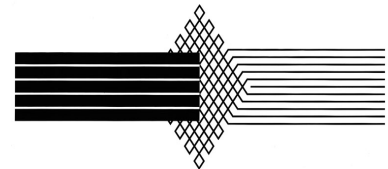
**ADLAB**

87 Kensington Road, Norwood 5067



**Parsons Tabo**

Electric and Gas Radiant Heating for Offices, Warehouses and Factories.  
Contact Jeremy or Howard 08 8340 0666



## PARSONS TABO

**The Marker Family**

**Rudham Lawyers**

Suite 301, 33 Pirie Street, Adelaide  
Phone: 8212 2135

RUDHAM | LAWYERS

**Saratoga Distribution**

272-274 Gilbert St, Adelaide SA 5000 Ph: (08) 8410 6855



Teams Award Sponsor: **Revolution Racegear**

370 Main North Road, Blair Athol Ph: (08) 8359 5660



Scrutineering Venue

Special Thanks to **TyrePower**, 121 Tolley Road, St Agnes, 5097. Ph (08) 8264 1777

The AutoSport South Australian Rally Championship (SARC) is proudly sponsored by:





2010




# Copyworld Walky 100 AWARDS

First Outright	<b>Gary Brown &amp; Mike Dale</b> Car 603 P6 Mitsubishi Galant VR4
Second Outright	<b>Russell Marker &amp; Karien Heimsohn</b> Car 702 N4 Subaru WRX STI
Third Outright	<b>James Rodda &amp; Marcus Piristi</b> Car 555 P5 Subaru WRX
1st Group N Outright	<b>Russell Marker &amp; Karien Heimsohn</b> Car 702 N4 Subaru WRX STI
First 2 Wheel Drive	<b>Guy Tyler &amp; Brendan Warner</b> Car 227 P2 Toyota Corolla
1st Class P1	No Entries
1st Class P2	<b>Guy Tyler &amp; Brendan Warner</b> Car 227 P2 Toyota Corolla
1st Class P3	<b>Jason Sims &amp; Damien Wilson</b> Car 301 P3 Datsun 180B
1st Class P4	<b>Simon Wenzel &amp; Brett Mason-Fyfe</b> Car 407 P4 Nissan Bluebird
1st Class P5	<b>James Rodda &amp; Marcus Piristi</b> Car 555 P5 Subaru WRX
1st Class P5S	<b>Stephen Wade &amp; Simon Wade</b> Car 519 P5S Subaru Impreza
1st Class P6	<b>Gary Brown &amp; Mike Dale</b> Car 603 P6 Mitsubishi Galant VR4
1st Class N4	<b>Russell Marker &amp; Karien Heimsohn</b> Car 702 N4 Subaru WRX STI
1st Classic	<b>Brian Smith &amp; Douglas Glover</b> Car 803 CL Mazda RX7
1st Historic	No Entries
<b>Handicap</b>	
First Outright	<b>Russell Marker &amp; Karien Heimsohn</b> Car 702 N4 Subaru WRX STI
Second Outright	<b>Gary Brown &amp; Mike Dale</b> Car 603 P6 Mitsubishi Galant VR4
Third Outright	<b>Paul Heenan &amp; Adam Branford</b> Car 615 P6 Mitsubishi VR4 Galant
Revolution Racegear Team Award	<b>Team: YOUNG GUNS</b> <b>James Rodda &amp; Marcus Piristi</b> Car 555 P5 Subaru WRX <b>Guy Tyler &amp; Brendan Warner</b> Car 227 P2 Toyota Corolla <b>Mitchell Hall &amp; Janah McLean</b> Car 525 P5 Subaru WRX STI
Walky 500 Trophy	<b>Alexander Nott &amp; Tania Wearing</b> Car 502 P5 Mitsubishi EVO



**COPYWORLD**  
Your World Of Digital Technology



Promoted and Organised by the  
Walkerville All Cars Club Inc

**Walkerville All Cars Club Inc**  
**Copyworld Walky 100 14th August 2010**  
**OUTRIGHT POSITIONS**

**PROVISIONAL RESULTS** - up to Road Section 1.18 (Stage 11)  
as of 14/08/10 20:57:58

Crew	Driver	Co-Driver	Class	Class Position	Outright Position	Total Penalty	Gap To Next	Gap To Leader
603	Brown	Dale	P6	1	1	56:11	0:00	0:00
702	Marker	Heimsohn	N4	1	2	56:31	0:20	0:20
555	Rodda	Piristi	P5	1	3	57:11	0:40	1:00
525	Hall	McLean	P5	2	4	57:34	0:23	1:23
502	Nott	Wearing	P5	3	5	58:11	0:37	2:00
615	Heenan	Branford	P6	2	6	58:42	0:31	2:31
519	Wade	Wade	5S	1	7	1:01:36	2:54	5:25
227	Tyler	Warner	P2	1	8	1:06:10	4:34	9:59
514	Robertson	Young	P5	4	9	1:07:24	1:14	11:13
621	Gehan	Gehan	P6	3	10	1:07:59	0:35	11:48
508	Bennet	Reed	5S	2	11	1:08:19	0:20	12:08
803	Smith	Glover	CL	1	12	1:10:12	1:53	14:01
201	Hobby	Tann	P2	2	13	1:11:30	1:18	15:19
407	Wenzel	Mason-Fyfe	P4	1	14	1:16:12	4:42	20:01
301	Sims	Wilson	P3		15	1:11:23	Restart	

**RETIREMENTS**

520	Dwyer	Ryan	P5	DNF	RS 1.04	Off Road - Mechanical
401	Hall	Rudham	P4	DNF	RS 1.10	Bent Valve
321	Mason	Langfield	P3	DNF	SS 10	Wheel
402	Hogan	Wight	P4	DNF	RS 1.08	Gearbox

- NOTES**(1) Legend: DNS - Did Not Start, DNF - Did Not Finish, OLT - Out of Late Time, EXC - Excluded from the Results
- (2) The Total Penalty shown on this page includes ALL penalties (Time, Road and Technical). See separate page for details of Road Penalties.

Walkerville All Cars Club Inc

## 2009 Copyworld Walky 100



# Revolution Racegear Teams Award

Team	Car No	HANDICAP PENALTY	COMBINED	Position
<b>Young Guns</b> 1	555	00:55:12		
	227	00:55:02	02:46:06	1
	525	00:55:52		
<b>Old Farts</b> 2	621	01:04:35		
	508	00:59:06	02:59:12	2
	201	00:55:31		
<b>Girls in Charge</b> 3	402	DNF		
	520	DNF		
	702	00:54:26		
<b>SEAC</b> 4	603	00:54:36		
	615	00:54:37		
	301	Restarted		
<b>WACC</b> 5	401	DNF		
	407	00:56:25		
	502	00:55:40		
<b>Misfits</b> 6	321	DNF		
	514	00:06:03		
	519	00:58:05		
	803	00:57:12		

## NOTES

1. The Revolution Racegear Team Prize has been calculated in accordance with Article 16.2 of the Supplementary Regulations for the Rally.



**Walkerville All Cars Club Inc**  
**Copyworld Walky 100 14th August 2010**  
**HANDICAP OUTRIGHT POSITIONS**

**PROVISIONAL RESULTS** - up to Road Section 1.18 (SS 11)  
as of 14/08/10 21:33:03

Crew	Driver	Co-Driver	Class	DPI Used	Handicap Position	Handicap Penalty	Gap To Next	Gap To Leader
702	Marker	Heimsohn	N4	0.9631	1	54:26	0:00	0:00
603	Brown	Dale	P6	0.9718	2	54:36	0:10	0:10
615	Heenan	Branford	P6	0.9305	3	54:37	0:01	0:11
227	Tyler	Warner	P2	0.8318	4	55:02	0:25	0:36
555	Rodda	Piristi	P5	0.9652	5	55:12	0:10	0:46
201	Hobby	Tann	P2	0.7765	6	55:31	0:19	1:05
502	Nott	Wearing	P5	0.9567	7	55:40	0:09	1:14
525	Hall	McLean	P5	0.9704	8	55:52	0:12	1:26
407	Wenzel	Mason-Fyfe	P4	0.7404	9	56:25	0:33	1:59
803	Smith	Glover	CL	0.8147	10	57:12	0:47	2:46
519	Wade	Wade	5S	0.9430	11	58:05	0:53	3:39
508	Bennet	Reed	5S	0.8641	12	59:06	1:01	4:40
301	Sims	Wilson	P3	0.9033	NC	1:04:29	5:23	10:03
621	Gehan	Gehan	P6	0.9500	13	1:04:35	0:06	10:09
514	Robertson	Young	P5	0.9800	14	1:06:03	1:28	11:37

**RETIREMENTS**

520	Dwyer	Ryan	P5	DNF	RS 1.04	Off Road - Mechanical
401	Hall	Rudham	P4	DNF	RS 1.10	Bent Valve
321	Mason	Langfield	P3	DNF	SS 10	Wheel
402	Hogan	Wight	P4	DNF	RS 1.08	Gearbox

- NOTES**(1) Legend: DNS - Did Not Start, DNF - Did Not Finish, OLT - Out of Late Time, EXC - Excluded from the Results
- (2) The Handicap Penalty has been calculated in accordance with Section 2.11c of the 2009 Conditions for Rallies in SA.

Walkerville All Cars Club Inc  
**OFFICIAL RESULTS**

Copyworld Walky 100 14th August 2010  
**STAGE TIMES, POSITIONS and Other data**

as of 14/08/10 14:15:48

NO	Driver / CoDriver	SS 1	One Big Hill				SS 2	Eagle Hawk				SS 3	Hallelujah Hills				Total Penalty	Outright	Class				
520	Declan Dwyer Claire Ryan	P5	<b>4:21</b>	0:00	3	0:03	555	0.9885	<b>5:02</b>	0:00	1	0:00	520	1.0000	<b>3:16</b>	DNF	Off Road - Mechanical						
603	Gary Brown Mike Dale	P6	<b>4:18</b>	0:00	=1	0:00	603	1.0000	<b>5:07</b>	0:00	2	0:02	520	0.9837	<b>2:24</b>	0:00	=3	0:00	603	0.9722	<b>11:49</b>	<b>1</b>	<b>1</b>
525	Mitchell Hall Janah McLean	P5	<b>4:31</b>	0:00	=6	0:08	502	0.9520	<b>5:21</b>	0:00	6	0:11	502	0.9408	<b>2:26</b>	0:00	=5	0:09	502	0.9589	<b>12:18</b>	<b>5</b>	<b>3</b>
555	James Rodda Marcus Piristi	P5	<b>4:18</b>	0:00	=1	0:00	603	1.0000	<b>5:15</b>	0:00	3	0:08	603	0.9587	<b>2:20</b>	0:00	1	0:04	603	1.0000	<b>11:53</b>	<b>2</b>	<b>1</b>
702	Russell Marker Karien Heimsohn	N4	<b>4:22</b>	0:00	4	0:01	520	0.9847	<b>5:16</b>	0:00	4	0:05	555	0.9557	<b>2:22</b>	0:00	2	0:07	555	0.9859	<b>12:00</b>	<b>3</b>	<b>1</b>
502	Alexander Nott Tania Wearing	P5	<b>4:23</b>	0:00	5	0:01	702	0.9810	<b>5:18</b>	0:00	5	0:03	702	0.9497	<b>2:28</b>	0:00	7	0:09	702	0.9459	<b>12:09</b>	<b>4</b>	<b>2</b>
519	Stephen Wade Simon Wade	5S	<b>4:32</b>	0:00	8	0:01	525	0.9485	<b>5:46</b>	0:00	10	0:17	615	0.8728	<b>2:26</b>	0:00	=5	0:05	520	0.9589	<b>12:44</b>	<b>8</b>	<b>1</b>
401	Dave Hall Mandy Rudham	P4	<b>4:31</b>	0:00	=6	0:06	201	0.9520	<b>5:26</b>	0:00	8	0:02	227	0.9264	<b>2:29</b>	0:00	8	0:20	301	0.9396	<b>13:26</b>	<b>10</b>	<b>1</b>
321	Wayne Mason David Langfield	P3	<b>5:04</b>	0:00	=14	0:03	508	0.8487	<b>5:55</b>	0:00	12	0:02	401	0.8507	<b>2:39</b>	0:00	=9	0:04	621	0.8805	<b>13:38</b>	<b>12</b>	<b>2</b>
615	Paul Heenan Adam Branford	P6	<b>4:38</b>	0:00	9	0:06	519	0.9281	<b>5:23</b>	0:00	7	0:09	525	0.9350	<b>2:24</b>	0:00	=3	0:07	525	0.9722	<b>12:25</b>	<b>6</b>	<b>2</b>
301	Jason Sims Damien Wilson	P3	<b>4:44</b>	0:00	10	0:06	615	0.9085	<b>5:43</b>	0:00	9	0:09	519	0.8805	<b>2:39</b>	0:00	=9	0:22	519	0.8805	<b>13:06</b>	<b>9</b>	<b>1</b>
508	Chris Bennet Damian Reed	5S	<b>5:01</b>	0:00	13	0:04	621	0.8571	<b>5:52</b>	0:30	11	0:12	514	0.8580	<b>2:57</b>	0:00	16	0:18	514	0.7910	<b>14:20</b>	<b>15</b>	<b>2</b>
621	Neil Gehan Andrea Gehan	P6	<b>4:57</b>	0:00	12	0:03	227	0.8687	<b>5:56</b>	0:00	13	0:26	301	0.8483	<b>2:41</b>	0:00	11	0:08	401	0.8696	<b>13:34</b>	<b>11</b>	<b>3</b>
514	James Robertson Daniel Young	P5	<b>5:04</b>	0:00	=14	0:00	321	0.8487	<b>6:07</b>	0:00	15	0:12	321	0.8229	<b>2:51</b>	0:00	13	0:21	227	0.8187	<b>14:02</b>	<b>14</b>	<b>5</b>
227	Guy Tyler Brendan Warner	P2	<b>4:54</b>	0:00	11	0:10	301	0.8776	<b>6:01</b>	0:00	14	0:02	621	0.8366	<b>2:46</b>	0:00	12	0:03	321	0.8434	<b>13:41</b>	<b>13</b>	<b>1</b>
803	Brian Smith Douglas Glover	CL	<b>5:18</b>	0:00	16	0:14	514	0.8113	<b>6:29</b>	0:00	17	0:10	402	0.7763	<b>2:55</b>	0:00	=14	0:07	402	0.8000	<b>14:42</b>	<b>17</b>	<b>1</b>
402	Michael Hogan Sonja Wight	P4	<b>5:20</b>	0:00	17	0:02	803	0.8062	<b>6:17</b>	0:00	16	0:14	508	0.8011	<b>2:58</b>	0:00	17	0:15	508	0.7865	<b>14:35</b>	<b>16</b>	<b>2</b>
407	Simon Wenzel Brett Mason-Fyfe	P4	<b>5:39</b>	0:00	19	0:08	401	0.7611	<b>6:51</b>	0:00	19	0:35	201	0.7348	<b>3:02</b>	0:00	18	0:42	201	0.7692	<b>15:32</b>	<b>19</b>	<b>3</b>
201	Geoff Hobby Peter Tann	P2	<b>5:25</b>	0:00	18	0:05	402	0.7938	<b>6:30</b>	0:00	18	0:08	803	0.7744	<b>2:55</b>	0:00	=14	0:08	803	0.8000	<b>14:50</b>	<b>18</b>	<b>2</b>

Walkerville All Cars Club Inc  
OFFICIAL RESULTS

Copyworld Walky 100 14th August 2010  
STAGE TIMES, POSITIONS and Other data

as of 14/08/10 15:42:33

NO	Driver / CoDriver	SS 4	One Big Hill 2	SS 5	Eagle Hawk 2	SS 6	Hallelujah Hills 2	Total Penalty	Outright	Class
520	Declan Dwyer Claire Ryan	P5	<b>DNF</b> Off Road - Mechanical							
603	Gary Brown Mike Dale	P6	<b>4:16</b> 0:00 =1 0:00 603 1.0000 16:05 1 0:00 603 107.86	<b>5:02</b> 0:00 1 0:00 603 1.0000 21:07 1 0:00 603 108.12	<b>2:14</b> 0:00 1 0:00 603 1.0000 23:21 1 0:00 603 127.07	<b>23:21</b>	<b>1</b>	<b>1</b>		
525	Mitchell Hall Janah McLean	P5	<b>4:16</b> 0:00 =1 0:03 502 1.0000 16:34 5 0:29 603 107.86	<b>5:07</b> 0:00 =2 0:13 702 0.9837 21:41 4 0:34 603 106.36	<b>2:19</b> 0:00 3 0:12 702 0.9640 24:00 4 0:39 603 122.50	<b>24:00</b>	<b>4</b>	<b>2</b>		
555	James Rodda Marcus Piristi	P5	<b>4:16</b> 0:00 =1 0:04 603 1.0000 16:09 2 0:04 603 107.86	<b>5:07</b> 0:00 =2 0:09 603 0.9837 21:16 2 0:09 603 106.36	<b>2:17</b> 0:00 2 0:12 603 0.9781 23:33 2 0:12 603 124.29	<b>23:33</b>	<b>2</b>	<b>1</b>		
702	Russell Marker Karien Heimsohn	N4	<b>4:17</b> 0:00 4 0:08 555 0.9961 16:17 3 0:12 603 107.44	<b>5:11</b> 0:00 4 0:12 555 0.9711 21:28 3 0:21 603 104.99	<b>2:20</b> 0:00 4 0:15 555 0.9571 23:48 3 0:27 603 121.63	<b>23:48</b>	<b>3</b>	<b>1</b>		
502	Alexander Nott Tania Wearing	P5	<b>4:22</b> 0:00 5 0:14 702 0.9771 16:31 4 0:26 603 105.39	<b>5:17</b> 0:00 =5 0:07 525 0.9527 21:48 5 0:41 603 103.00	<b>2:25</b> 0:00 7 0:13 525 0.9241 24:13 5 0:52 603 117.43	<b>24:13</b>	<b>5</b>	<b>3</b>		
519	Stephen Wade Simon Wade	5S	<b>4:28</b> 0:00 7 0:24 615 0.9552 17:12 7 1:07 603 103.03	<b>5:17</b> 0:00 =5 0:12 615 0.9527 22:29 7 1:22 603 103.00	<b>2:21</b> 0:00 5 0:11 615 0.9504 24:50 7 1:29 603 120.77	<b>24:50</b>	<b>7</b>	<b>1</b>		
401	Dave Hall Mandy Rudham	P4	<b>4:31</b> 0:00 8 0:11 301 0.9446 17:57 9 1:52 603 101.89	<b>5:35</b> 0:00 8 0:08 301 0.9015 23:32 9 2:25 603 97.47	<b>2:34</b> 0:00 =9 0:08 301 0.8701 26:06 9 2:45 603 110.57	<b>26:06</b>	<b>9</b>	<b>1</b>		
321	Wayne Mason David Langfield	P3	<b>4:50</b> 0:00 11 0:31 401 0.8828 18:28 10 2:23 603 95.21	<b>5:43</b> 0:00 10 0:39 401 0.8805 24:11 10 3:04 603 95.20	<b>2:33</b> 0:00 8 0:38 401 0.8758 26:44 10 3:23 603 111.29	<b>26:44</b>	<b>10</b>	<b>2</b>		
615	Paul Heenan Adam Branford	P6	<b>4:23</b> 0:00 6 0:14 525 0.9734 16:48 6 0:43 603 104.99	<b>5:29</b> 0:00 7 0:29 502 0.9179 22:17 6 1:10 603 99.25	<b>2:22</b> 0:00 6 0:26 502 0.9437 24:39 6 1:18 603 119.92	<b>24:39</b>	<b>6</b>	<b>2</b>		
301	Jason Sims Damien Wilson	P3	<b>4:40</b> 0:00 9 0:34 519 0.9143 17:46 8 1:41 603 98.61	<b>5:38</b> 0:00 9 0:55 519 0.8935 23:24 8 2:17 603 96.60	<b>2:34</b> 0:00 =9 1:08 519 0.8701 25:58 8 2:37 603 110.57	<b>25:58</b>	<b>8</b>	<b>1</b>		
508	Chris Bennet Damian Reed	5S	<b>4:59</b> 0:00 13 0:21 514 0.8562 19:19 13 3:14 603 92.35	<b>5:50</b> 0:00 11 0:10 514 0.8629 25:09 13 4:02 603 93.29	<b>2:40</b> 0:00 =12 0:05 514 0.8375 27:49 13 4:28 603 106.42	<b>27:49</b>	<b>13</b>	<b>2</b>		
621	Neil Gehan Andrea Gehan	P6	<b>7:50</b> 0:00 18 0:20 407 0.5447 21:24 18 5:19 603 58.75	<b>5:51</b> 0:00 12 0:35 201 0.8604 27:15 17 6:08 603 93.03	<b>2:37</b> 0:00 11 0:21 201 0.8535 29:52 16 6:31 603 108.46	<b>29:52</b>	<b>16</b>	<b>3</b>		
514	James Robertson Daniel Young	P5	<b>4:56</b> 0:00 12 0:29 227 0.8649 18:58 12 2:53 603 93.28	<b>6:01</b> 0:00 14 0:33 227 0.8366 24:59 12 3:52 603 90.45	<b>2:45</b> 0:00 14 0:38 227 0.8121 27:44 12 4:23 603 103.20	<b>27:44</b>	<b>12</b>	<b>4</b>		
227	Guy Tyler Brendan Warner	P2	<b>4:48</b> 0:00 10 0:01 321 0.8889 18:29 11 2:24 603 95.88	<b>5:57</b> 0:00 13 0:15 321 0.8459 24:26 11 3:19 603 91.46	<b>2:40</b> 0:00 =12 0:22 321 0.8375 27:06 11 3:45 603 106.42	<b>27:06</b>	<b>11</b>	<b>1</b>		
803	Brian Smith Douglas Glover	CL	<b>5:19</b> 0:00 15 0:22 402 0.8025 20:01 15 3:56 603 86.56	<b>6:19</b> 0:00 15 0:06 402 0.7968 26:20 15 5:13 603 86.15	<b>2:51</b> 0:00 =15 1:22 508 0.7836 29:11 14 5:50 603 99.58	<b>29:11</b>	<b>14</b>	<b>1</b>		
402	Michael Hogan Sonja Wight	P4	<b>5:04</b> 0:00 14 0:20 508 0.8421 19:39 14 3:34 603 90.83	<b>6:35</b> DNF Gearbox						
407	Simon Wenzel Brett Mason-Fyfe	P4	<b>5:32</b> 0:00 17 0:52 201 0.7711 21:04 17 4:59 603 83.17	<b>6:35</b> 0:00 =17 0:24 621 0.7646 27:39 18 6:32 603 82.66	<b>2:56</b> 0:00 17 0:43 621 0.7614 30:35 17 7:14 603 96.75	<b>30:35</b>	<b>17</b>	<b>2</b>		
201	Geoff Hobby Peter Tann	P2	<b>5:22</b> 0:00 16 0:11 803 0.7950 20:12 16 4:07 603 85.75	<b>6:28</b> 0:00 16 0:20 803 0.7784 26:40 16 5:33 603 84.15	<b>2:51</b> 0:00 =15 0:20 803 0.7836 29:31 15 6:10 603 99.58	<b>29:31</b>	<b>15</b>	<b>2</b>		

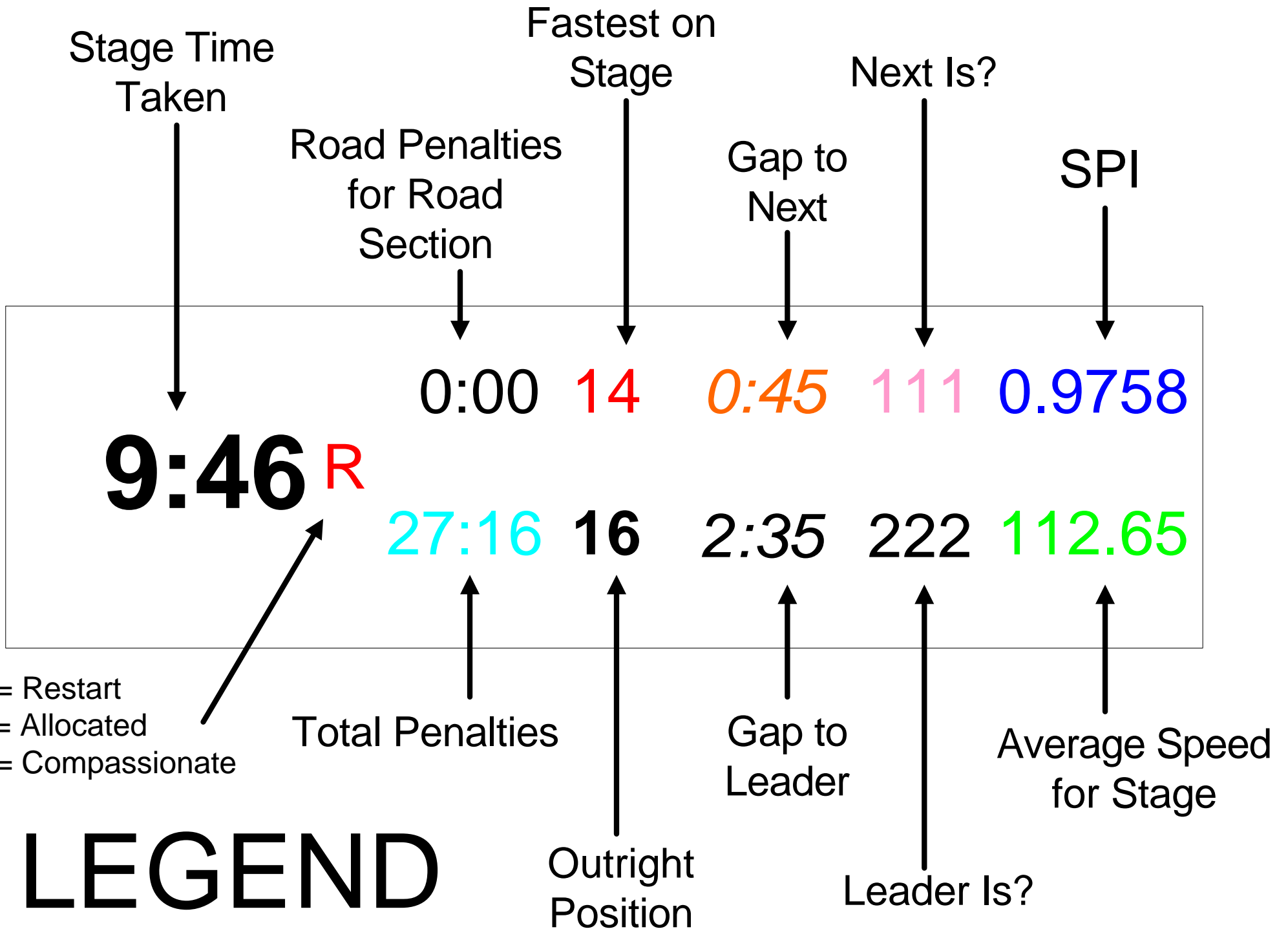
Walkerville All Cars Club Inc  
**OFFICIAL RESULTS**

Copyworld Walky 100 14th August 2010  
**STAGE TIMES, POSITIONS and Other data**

as of 14/08/10 21:02:07

NO	Driver / CoDriver	SS 7	One Big Hill 3	SS 8	Who's Julia?	SS 9	Roast Revised	Total Penalty	Outright	Class
520	Declan Dwyer Claire Ryan	P5	<b>DNF</b> Off Road - Mechanical							
603	Gary Brown Mike Dale	P6	<b>4:13</b> 0:00 2 0:00 603 0.9881 27:34 1 0:00 603 109.14	<b>4:02</b> 0:00 =2 0:00 603 0.9752 31:36 1 0:00 603 104.13	<b>9:28</b> 0:00 1 0:00 603 1.0000 41:04 1 0:00 603 116.94	<b>41:04</b>	<b>1</b>	<b>1</b>		
525	Mitchell Hall Janah McLean	P5	<b>4:20</b> 0:00 3 0:11 702 0.9615 28:20 4 0:46 603 106.20	<b>4:02</b> 0:00 =2 0:17 702 0.9752 32:22 4 0:46 603 104.13	<b>9:57</b> 0:00 3 0:28 555 0.9514 42:19 4 1:15 603 111.26	<b>42:19</b>	<b>4</b>	<b>2</b>		
555	James Rodda Marcus Piristi	P5	<b>4:10</b> 0:00 1 0:09 603 1.0000 27:43 2 0:09 603 110.45	<b>4:04</b> 0:00 5 0:11 603 0.9672 31:47 2 0:11 603 103.28	<b>10:04</b> 0:00 5 0:09 702 0.9404 41:51 3 0:47 603 109.97	<b>41:51</b>	<b>3</b>	<b>1</b>		
702	Russell Marker Karien Heimsohn	N4	<b>4:21</b> 0:00 4 0:26 555 0.9579 28:09 3 0:35 603 105.79	<b>3:56</b> 0:00 1 0:18 555 1.0000 32:05 3 0:29 603 106.78	<b>9:37</b> 0:00 2 0:38 603 0.9844 41:42 2 0:38 603 115.11	<b>41:42</b>	<b>2</b>	<b>1</b>		
502	Alexander Nott Tania Wearing	P5	<b>4:22</b> 0:00 5 0:15 525 0.9542 28:35 5 1:01 603 105.39	<b>4:03</b> 0:00 4 0:16 525 0.9712 32:38 5 1:02 603 103.70	<b>9:59</b> 0:00 4 0:18 525 0.9482 42:37 5 1:33 603 110.88	<b>42:37</b>	<b>5</b>	<b>3</b>		
519	Stephen Wade Simon Wade	5S	<b>5:03</b> 0:00 13 0:47 615 0.8251 29:53 7 2:19 603 91.13	<b>4:24</b> 0:00 7 1:00 615 0.8939 34:17 7 2:41 603 95.45	<b>10:46</b> 0:00 7 1:39 615 0.8793 45:03 7 3:59 603 102.82	<b>45:03</b>	<b>7</b>	<b>1</b>		
401	Dave Hall Mandy Rudham	P4	<b>DNF</b> Bent Valve							
321	Wayne Mason David Langfield	P3	<b>4:45</b> 0:00 7 0:41 301 0.8772 31:29 9 3:55 603 96.88	<b>4:28</b> 0:00 8 0:35 301 0.8806 35:57 9 4:21 603 94.03	<b>10:50</b> 0:00 8 1:44 519 0.8738 46:47 8 5:43 603 102.18	<b>46:47</b>	<b>8</b>	<b>1</b>		
615	Paul Heenan Adam Branford	P6	<b>4:27</b> 0:00 6 0:31 502 0.9363 29:06 6 1:32 603 103.42	<b>4:11</b> 0:00 6 0:39 502 0.9402 33:17 6 1:41 603 100.40	<b>10:07</b> 0:00 6 0:47 502 0.9357 43:24 6 2:20 603 109.42	<b>43:24</b>	<b>6</b>	<b>2</b>		
301	Jason Sims Damien Wilson	P3	<b>4:50</b> 0:00 =8 0:55 519 0.8621 30:48 8 3:14 603 95.21	<b>4:34</b> 0:00 9 1:05 519 0.8613 35:22 8 3:46 603 91.97	<b>13:58<sup>R</sup></b> 0:00 <b>RS</b> 0:02 514 0.6778 49:20 16 8:16 603 79.26	<b>49:20 (-1)</b>	<b>16</b>			
508	Chris Bennet Damian Reed	5S	<b>4:58</b> 0:00 12 0:07 514 0.8389 32:47 12 5:13 603 92.66	<b>4:46</b> 0:00 =11 0:07 514 0.8252 37:33 12 5:57 603 88.11	<b>11:36</b> 0:00 10 0:31 227 0.8161 49:09 10 8:05 603 95.43	<b>49:09</b>	<b>10</b>	<b>2</b>		
621	Neil Gehan Andrea Gehan	P6	<b>4:52</b> 0:00 10 0:02 201 0.8562 34:44 15 7:10 603 94.56	<b>4:44</b> 0:00 10 1:55 508 0.8310 39:28 13 7:52 603 88.73	<b>11:18</b> 0:00 9 1:26 301 0.8378 50:46 12 9:42 603 97.96	<b>50:46</b>	<b>12</b>	<b>3</b>		
514	James Robertson Daniel Young	P5	<b>4:56</b> 0:00 11 0:44 227 0.8446 32:40 11 5:06 603 93.28	<b>4:46</b> 0:00 =11 0:41 227 0.8252 37:26 11 5:50 603 88.11	<b>11:52</b> 0:00 12 0:09 508 0.7978 49:18 11 8:14 603 93.29	<b>49:18</b>	<b>11</b>	<b>4</b>		
227	Guy Tyler Brendan Warner	P2	<b>4:50</b> 0:00 =8 0:27 321 0.8621 31:56 10 4:22 603 95.21	<b>4:49</b> 0:00 13 0:48 321 0.8166 36:45 10 5:09 603 87.20	<b>11:53</b> 0:00 13 1:51 321 0.7966 48:38 9 7:34 603 93.16	<b>48:38</b>	<b>9</b>	<b>1</b>		
803	Brian Smith Douglas Glover	CL	<b>5:17</b> 0:00 15 1:41 508 0.7886 34:28 13 6:54 603 87.10	<b>5:21</b> 0:00 15 0:21 621 0.7352 39:49 14 8:13 603 78.50	<b>11:51</b> 0:00 11 0:54 621 0.7989 51:40 13 10:36 603 93.42	<b>51:40</b>	<b>13</b>	<b>1</b>		
402	Michael Hogan Sonja Wight	P4	<b>DNF</b> Gearbox							
407	Simon Wenzel Brett Mason-Fyfe	P4	<b>5:32</b> 0:00 16 1:23 621 0.7530 36:07 16 8:33 603 83.17	<b>5:34</b> 0:00 16 1:49 201 0.7066 41:41 16 10:05 603 75.45	<b>13:28</b> 0:00 15 2:31 201 0.7030 55:09 15 14:05 603 82.20	<b>55:09</b>	<b>15</b>	<b>1</b>		
201	Geoff Hobby Peter Tann	P2	<b>5:11</b> 0:00 14 0:14 803 0.8039 34:42 14 7:08 603 88.78	<b>5:10</b> 0:00 14 0:03 803 0.7613 39:52 15 8:16 603 81.29	<b>12:46</b> 0:00 14 0:58 803 0.7415 52:38 14 11:34 603 86.71	<b>52:38</b>	<b>14</b>	<b>2</b>		





## PROVISIONAL RESULTS

## ALL ROAD PENALTIES

- up to Road Section 1.18 (Stage 11)  
as of 14/08/10 20:58:12

Crew	Driver	Co-Driver	Class	RS 1	RS 2	RS 3	RS 4	RS SA	RS 6	RS 7	RS 8	RS 9	RS SB	RS 11	RS 12	RS 13	RS 14	RS SC	RS 16	RS 17	RS 18	Total Road Penalty
520	Dwyer	Ryan	P5	-	-	-	-															DNF
603	Brown	Dale	P6	-	-	-	-															0:00
525	Hall	McLean	P5	-	-	-	-															0:00
555	Rodda	Piristi	P5	-	-	-	-															0:00
702	Marker	Heimsohn	N4	-	-	-	-															0:00
502	Nott	Wearing	P5	-	-	-	-															0:00
519	Wade	Wade	5S	-	-	-	-															0:00
401	Hall	Rudham	P4	1:00	-	-	-															DNF
321	Mason	Langfield	P3	-	-	-	-															DNF
615	Heenan	Branford	P6	-	-	-	-															0:00
301	Sims	Wilson	P3	-	-	-	-															0:00
508	Bennet	Reed	5S	-	-	0:30	-															0:30
621	Gehan	Gehan	P6	-	-	-	-															0:00
514	Robertson	Young	P5	-	-	-	-															0:00
227	Tyler	Warner	P2	-	-	-	-															0:00
803	Smith	Glover	CL	-	-	-	-															0:00
402	Hogan	Wight	P4	-	-	-	-															DNF
407	Wenzel	Mason-Fyfe	P4	-	-	-	-															0:00
201	Hobby	Tann	P2	-	-	-	-															0:00

- NOTES:**
- (1) The above details all Road Penalties applied during the event.
  - (2) Penalties shown above represent late arrival at the end of the Road Section except where the penalty is followed by an "E" which is "Booked in early at end of Road Section".

# 2010 COPYWORLD Walky 100

14th August 2010

## THANK YOU

The Clerk of Course and the Organising Team would like to thank the following for their support of this event:

**COPYWORLD**

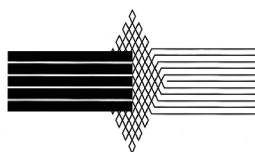


**COPYWORLD**

*Your World Of Digital Technology*

**The Marker Family**

**Saratoga Distrubution**



**RUDHAM** | LAWYERS

**ADLAB**

**Parsons Tabo**

**PARSONS TABO**



**Rudham Lawyers**

**Revolution Racegear**

**REVOLUTION**  
RACEGEAR

**Scrutineering Venue**

Special Thanks to **TyrePower**, 121 Tolley Road, St Agnes, 5097. Ph (08) 8264 1777

**All Residents and Landowners at Robertstown**

St Johns Ambulance  
ACRM  
SA Police Department  
Robertstown Football Club  
Robertstown CFS  
Regional Council of Goyder  
CAMS Office, Adelaide



**All Officials (Volunteers)**

Control Keepers, Road Closure and Spectator Marshalls, and Placers  
Course Openers, Closers and the Event Checker, Jason Lange  
CAMS Scrutineers and Stewards



Promoted and Organised by the  
Walkerville All Cars Club Inc

See you at the next Event: **2010 Kuitpo Forest Rally**  
9th September 2010